

Model: D330D5

Powered by DOOSAN



Generator Specification

Service	PRP ⁽¹⁾	ESP ⁽²⁾
Power (kVA)	300	330
Power (kW)	240	264
Rated speed (r.p.m)	1500	
Standard voltage (V)	400/230V	
Rated at power factor(cos phi)	0.8	



AGG Power gensets are compliant with ISO 9001 and CE standard, which include the following directives:

- 2006/42/EC Machinery safety.
- 2006/95/EC Low voltage
- EN 60204-1: 2006+A1: 2009, EN ISO 12100: 2010, EN ISO 13849-1: 2008, EN 12601 : 2010

(1) PRP (Prime Power):

According to ISO8528-1, prime power is the maximum power available during a variable power sequence, which may be run for an unlimited number of hours per year, between stated maintenance intervals. The permissible average power output during at 24 hours period shall not exceed 80% of the prime power. 10% overload available for governing purposes only.

(2) ESP (Standby Power):

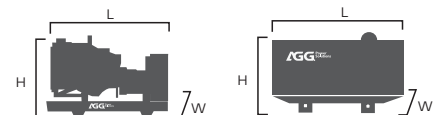
According to ISO 8528-1, It is defined as the maximum power available, under the agreed operating conditions, for which the generating set is capable of delivering for up to 500 hours of operation per year (of which no more than 300 hours for continuative use) with the maintenance intervals and procedures being carried out as prescribed by the manufacturers. No overload capability is available.

Powers Voltage (V)	ESP		PRP		Standby Amps
	KVA	KW	KVA	KW	
415/240	330	264	300	240	459.1
400/230	330	264	300	240	476.3
380/220	330	264	300	240	501.4

Performance Data		
Model	D330D5	
Engine brand	Doosan	
Engine model	P126TI-II	
Speed control type	Electronic	
Phase	3	
Control system	Digital	
Starter motor voltage	24V	
Frequency	50HZ	
Engine speed (RPM)	1500	
Fuel Consumption (L/H)	100% standby power	77.6
	100% prime power	63.1
	75% prime power	47
	50% prime power	31.3

Standard reference Conditions

Note: Standard reference condition 25°C (77°F) air inlet temp, 100m(328ft) A.S.L 30% relative humidity. Fuel consumption dat with diesel fuel with specific gravity of 0.85 and conforming to BS 2869: 1998, Class A2



Dimension and Weight

Dimension	Open	Silent
Length (L)	2860mm	4380mm
Width (W)	1140mm	1400mm
Height (H)	1680mm	2112mm
Net Weight	2401KG	3150KG
Fuel Tank (L)	450L	458L

Note: This parameters allows for some acceptable deviations.

■ Engine Specification: P126TI-II

Basic technical data	
No. of cylinders	6
Cylinder arrangement	In-line
Cycle	4 stroke
Injection timing	16°±1°BTDC
Compression ratio	16.7:1
Bore	123mm
Stroke	155mm
Displacement	11.051L
Fly wheel housing	SAE NO. 1M
Number of teeth on flywheel	152

Cooling system	
Cooling method	Fresh water forced circulation
Coolant capacity	19L
Coolant flow rate	TBD
Pressure cap	49kPa
Water temp	
-Maximum for standby and prime	103°C
-Before start of full load	40°C
Water pump	Centrifugal type
Thermostat type and range	Wax-Pellet type
Cooling fan	755mm diameter, 7 blade
Max. external coolant system restriction	Not available

Fuel system	
Injection pump	Zexel in-line "P" type
Governor	Electric type
Speed drop	G2 Class
Feed pump	Mechanical type in pump
Injection nozzle	Multi hole type
Opening pressure	21.1 MPa
Fuel filter	Full flow
Maximum fuel inlet restriction	10kPa
Maximum fuel return restriction	60kPa
Fuel feed pump capacity	230 L/hr
Used fuel	Diesel fuel oil

Induction system	
Maximum intake air restriction	
-with clean filter element	2.16 kPa
-with dirty filter element	6.23 kPa
Max. static pressure after radiator	0.125 kPa

Lubrication system	
Lub. method	Fully forced pressure feed type
Oil pump	Gear type driven by crank-shaft gear
Oil filter	Full flow, cartridge type
Oil capacity	
-Max.	23L
-Min	20L
Lub oil pressure	Idle speed: Min 100 kPa
	Governed speed: Min 250kPa
Maximum oil temp	120°C
Lubrication oil	Refer to operation manual

Electrical system	
Battery charging alternator	28.5V X 45A Alternator
Voltage regulator	Built-in type IC regulator
Starting motor	24V x 6.0 kW
Battery voltage	24V
Battery capacity	150Ah
Starting aid (option)	Block heater

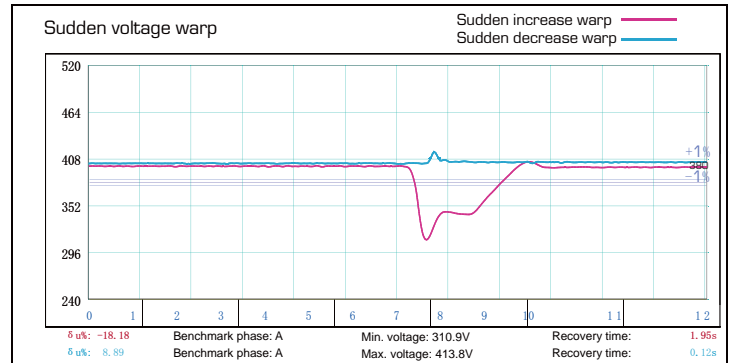
General installation	Prime power
Governed engine speed	1500 rpm
Engine idle speed	800 rpm
Over speed limit	1650rpm
Gross engine power output	265kW
Break mean effective pressure	1.92Mpa
Mean piston speed	7.75 m/s
Friction power	24kW
Maximum lube oil consumption	252g/h
Fan power	7kW

■ Alternator Specification

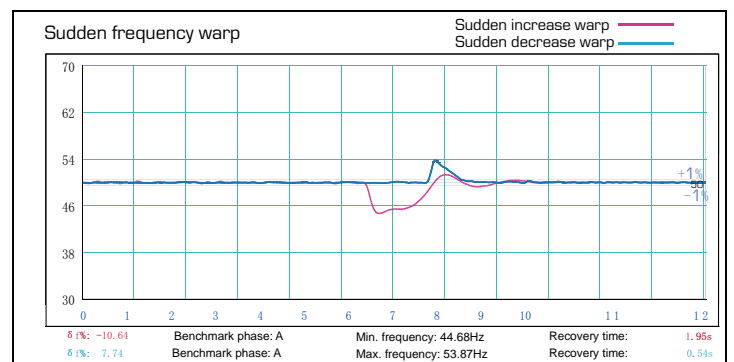
Alternator	
Number of phase	3
Power factor (Cos Phi)	0.8
Poles	4
Winding Connections (standard)	Star-serie
Terminals	12
Insulation type	H class
Winding Pitch	2/3
IP rating	IP23
Excitation system	Self-excited
Bearing	Single bearing
Coating	Vacuum impregnation
Voltage regulator	A.V.R
Couping	Flexible disc



Emergency voltage curve



Emergency frequency curve



■ Options

Engine	Alternator	Generator Sets	Fuel System
<ul style="list-style-type: none"> Water Jacket Pre-heater Fuel heater 	<ul style="list-style-type: none"> Winding Temp measuring Instrument Alternator Pre-heater PMG Anti-damp and anti-corrosion treatment Anti-condensation heater Winding and bearing RTD 	<ul style="list-style-type: none"> Tools with the machine Extended range fuel tank Bunded fuel tank 	<ul style="list-style-type: none"> Low fuel level alarm Automatic fuel feeding system Fuel T-valves
Canopy	Lub oil system	Cooling System	Control Panel
<ul style="list-style-type: none"> Rental type Canopy Trailer 	<ul style="list-style-type: none"> Oil Pre-heater Oil temp sensor 	<ul style="list-style-type: none"> Front heat protection 	<ul style="list-style-type: none"> Remote control panel ATS Synchronizing controller Adjustable earth leakage relay

Control Panel

Configuration

- Emergency stop button
- Protection MCB
- Battery charger
- Integrated aviation plug
- ATS connection
- Digital control module

Features

- 3 phase generator set monitoring
- Support of engines equipped with electronic control unit
- Comprehensive diagnostic message
- Automatic or manual start/stop of the gensets
- Push buttons for simple control, lamp test
- Graphic back-lit LCD display
- Parameters adjustable via keyboard or PC
- Mains measurements (50HZ/60HZ)
- Generator measurements (50HZ/60HZ)
- Comprehensive shutdown or warning on fault condition
- 3 phase Generator protections
 - Over-/under voltage
 - Over-/under frequency
 - Current/voltage asymmetry
 - Over current/overload
- 3 phase AMF function
 - Over-/under frequency
 - Over-/under voltage
 - Voltage asymmetry
- Configurable analog inputs
- Battery voltage, engine speed (pick-up) measurement
- Configurable programmable binary inputs and outputs
- Warm-up and cooling functions
- Generator C.B. and Mains C.B. control with feedback and return timer
- RS232 interface
- Modem communication support
- Hours counter
- Sealed to Ip65
- Event log

Benefits

- Less wiring and components
- Integrated solution
- Less engineering and programming
- User friendly set-up and button layout
- Module can be configured to suit individual applications
- PC software for simplified configuration
- Wide range of communication capabilities

Operation conditions

- Operation temp: -20 °C to + 70 °C
- Storage temp: -30 °C to + 80 °C
- Operating humidity: 95% w/o condensation
- Vibration : 5-25Hz, ± 1.6 mm
5-100Hz, a=4g
- Shocks: a= 500m/s²

Options

- Ethernet interface (Remote monitoring and control)
- GSM modem/wireless internet (Remote monitoring and control)
- RS232-RS485 Dual port interface
- Synchronizing control panel
- Distribution board with sockets kit and power busbar
- Battery trickle charge ammeter
- Earth leakage protection
- Earth fault protection
- Low fuel level alarm
- Low fuel level shutdown
- High fuel level alarm
- Fuel transfer system control
- Low coolant level shutdown
- High lube oil temp shutdown
- Overload via alarm switch on breaker
- Engine coolant heater controls
- Control panel heater
- Speed adjust switch
- Oil temp displayed on LCD screen
- Additional 8 inputs and outputs